

Flat Stanley Summer Project

Dear Families,

Who is Flat Stanley, you may ask? He is a special character in a series of children's books written by Jeff Brown. Stanley was a regular boy until, one night when a bulletin board fell on top of him while he was sleeping. Stanley was unharmed by the bulletin board, except for the fact that his body was flattened! Stanley lives his life as a normal child, except he has certain unusual abilities. He is able to slide underneath doors, fly like a kite, and be shipped in the mail to visit friends and family. Stanley has been all over the world! And this is where our project comes into play!

Over the summer, you will need to read one *Flat Stanley Worldwide Adventures* book, decorate your flat Stanley, and take Flat Stanley along with you for any summer trips! Students either need to take Flat Stanley on a trip, or mail him to friends of family out of town who can host Stanley for a few days and treat him to a good vacation. The further Stanley travels, the more interesting it will be and your child will learn much more about the world around them. Please send or take him out of state, if possible. Choose your family member or friend wisely because not everyone will want Flat Stanley to visit. We recommend that you contact them before you send him, check to see if it is okay and let them know he is on his way. A letter and community questionnaire is included that you may send with Flat Stanley.

When Stanley returns from his vacation, your child needs to complete Flat Stanley's Travel Journal.

Your child's project is due on Friday, August 25th.

Flat Stanley Project Directions

1. Take (or mail) your Flat Stanley on a trip. Please mail or take your Flat Stanley out of state, if possible.

2. When Flat Stanley returns home, begin working on filling out his travel journal. You need the following information:

City, State

Distance from "home"

Direction traveled (N,S,E,W, etc. . .)


3. On the All About _____ page, you will need to describe the weather and physical characteristics of the area where Stanley visited.

4. State/Country Facts: Use the appropriate page based on where you sent Stanley. You may need to use the internet to learn some of this information about the state or country where Stanley visited.

5. Fun Facts & Things To Do: In complete sentences, write about at least 4 interesting things to do or fun facts you learned about the place where Stanley visited.

6. Photos: print some pictures and attach to this page to show all of the fun things Flat Stanley did this summer!

FLAT STANLEY'S



JOURNAL

By: _____



WHERE IN THE WORLD DID FLAT STANLEY GO?

City:

State:

Distance Traveled in miles:

Direction from "home":



ALL ABOUT...

Location:


What's the weather like?

What does the area look like?



STATE FACTS

State:




Flower:




Bird:

Nickname:

State
Capital:



FUN FACTS & THINGS TO DO



PHOTOS

FROM STANLEY'S ADVENTURES

FLAT STANLEY LETTER TO MAIL

Dear _____,

My name is Flat Stanley and I am a friend of
_____ (child's name). I have come to visit
because _____'s class is learning about the world
around us. I want to see what it is like to live your life. You can
take me to work, the gym, or any other daily activities. Please
complete the attached community questionnaire to help my friend
_____, learn more about your community and state.

Please send me back to _____ by
_____ (date).

Thank you so much for taking care of me and treating me to a
good vacation!

Love, Flat Stanley

COMMUNITY QUESTIONNAIRE

Send this questionnaire with your Flat Stanley if you mail him. RECIPIENT: please fill out the following questions to help me learn more about your area.

1. How would you describe your community, physically? Are there any landforms nearby? _____

2. What is the weather usually like in your area? Did Flat Stanley experience any unique weather on his trip? _____

3. What are some interesting things to do in your area/city/state?

COMMUNITY QUESTIONNAIRE

CONTINUED...

4. What are some fun facts about your area/city/state?

5. What did Stanley do on his adventure with you?

Thank you for hosting Stanley on his trip and
helping me with my project!

Thank You,

Color and cut out your Flat Stanley.

